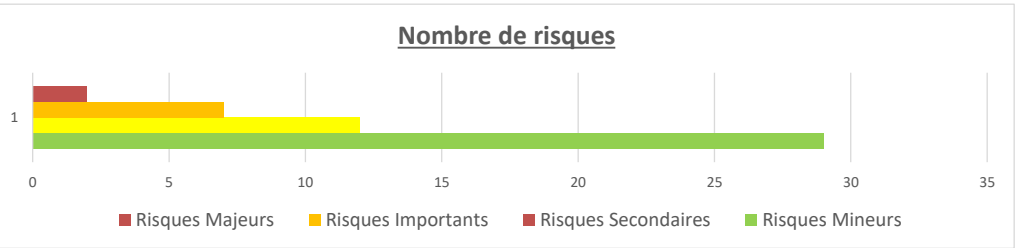
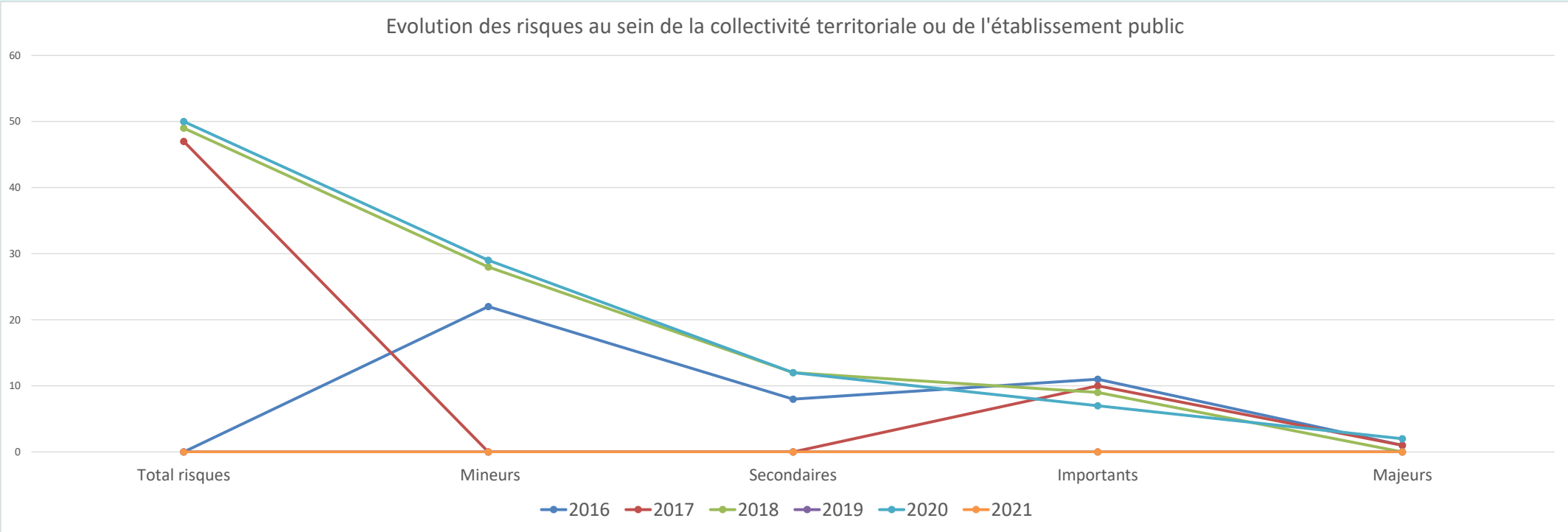
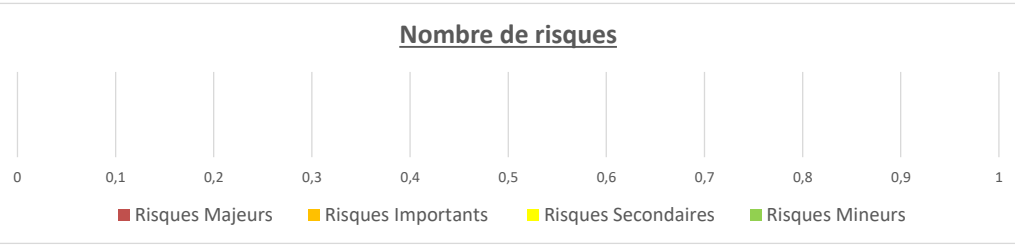


| Année 2020 | | | | |
|------------------------|---------|-------------|------------|---------|
| Nombre total de risque | Risques | | | |
| 50 | Mineurs | Secondaires | Importants | Majeurs |
| | 29 | 12 | 7 | 2 |
| 0,00% | 0,00% | 0,00% | 0,00% | 0,00% |



| Année 2021 | | | | |
|------------------------|----------|-------------|------------|---------|
| Nombre total de risque | Risques | | | |
| 0 | Mineurs | Secondaires | Importants | Majeurs |
| | 0 | 0 | 0 | 0 |
| -100,00% | -100,00% | -100,00% | 0,00% | 0,00% |



| Années | Total risques | Mineurs | Secondaires | Importants | Majeurs |
|--------|---------------|---------|-------------|------------|---------|
| 2016 | 0 | 22 | 8 | 11 | 1 |
| 2017 | 47 | 0 | 0 | 10 | 1 |
| 2018 | 49 | 28 | 12 | 9 | 0 |
| 2019 | 0 | 0 | 0 | 0 | 0 |
| 2020 | 50 | 29 | 12 | 7 | 2 |
| 2021 | 0 | 0 | 0 | 0 | 0 |